

Bakgrunn

I designet har vi tatt utgangspunkt i skjermdumper fra tidligere løsninger. Vi tar med oss det som er relevant (bl.a. fargebruken) videre for å bidra til gjenkjenning for brukerne.

This screenshot shows a data entry form for insect specimens. The form is organized into several sections: 'Object data' at the top with fields for object number, collection, barcode, and UUID; 'Taxon' information including entered, validated, and accepted taxon names; 'Collector' information with fields for person name, number, and date; 'Collecting event' details such as adplace, municipality, and date; and 'Other data/Administrative data' at the bottom with tabs for notes and literature. The interface uses a light green and white color scheme.

This screenshot displays a data entry form for herbarium specimens. It includes sections for 'Object data', 'Taxon' (with entered, valid, and accepted names), 'Places' (adplace, municipality, county, country), 'Object origin/state', and 'Leg & Det' (leg person name, date, det person name, date). The form also features a 'Coordinate' section with longitude and latitude fields. The interface uses a light blue and white color scheme.


This screenshot shows a data entry form for museum objects. It includes sections for 'Object data', 'Material' (with material type and element), 'Dimensions' (width, diameter, height, length), 'Remarks', and 'Color' (material and friest). The form is highly structured with many small input fields and dropdown menus. The interface uses a light grey and white color scheme.

This screenshot displays a data entry form for museum objects, similar to the previous one but with a different layout. It includes sections for 'Object data', 'Material', 'Dimensions', 'Remarks', and 'Color'. The form is highly structured with many small input fields and dropdown menus. The interface uses a light blue and white color scheme.


This screenshot shows a data entry form for museum objects, featuring a table for 'Museum data' at the top. The table has columns for Museum number, UNR, Amount, Registration date, and other fields. Below the table are sections for 'Object data', 'Material', 'Dimensions', 'Remarks', and 'Color'. The interface uses a light blue and white color scheme.

Farger


Grått – til typografi, navigasjon etc



grey
#353535



grey-light
#909090




grey-lighter
#D6D6D6




grey-lightest
#F0F0F0

Kontrastfarge – brukes til feilmeldinger e.l.




red
#FA4545


Blått – til viktigste felter, knapper, lenker




blue
#3D73BF



blue-light
#8FB3E6





blue-lighter
#B0CBF0

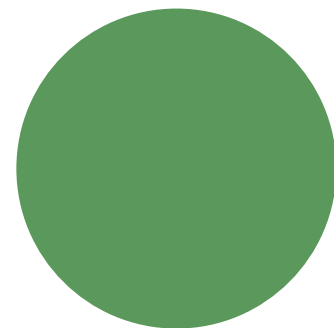


blue-lightest
#DFEBF7


Kontrastfarger – brukes til å skille menyene fra hverandre




Grønt – til aktivt felt, f eks i accordion



green
#5B985B



green-light
#9ABF9A



green-lighter
#C0DCC0



green-lightest
#EFF5F2

Vi legger opp til en rolig fargepalett for å sikre et godt arbeidsmiljø for de som skal bruke løsningen på daglig basis.

Typografi

Hovedfont: Helvetica Neue – til statistisk informasjon

En mye brukt font som er lett å lese, også i små størrelser. I tillegg er det en standardfont på alle maskiner.

Helvetica Bold 36/43	Tittel på siden h1	
Helvetica Bold 24/28	Tittel h2	
Helvetica Bold 18/22	Tittel h3	color: grey #353535
Helvetica Bold 14/18	Label	
Helvetica 14/18	Hjelpetekst inni inputfelter	
Georgia 14/18	Input som bruker skriver	
Helvetica Bold 14/18	Inaktiv label	
Helvetica 14/18	Inaktiv hjelpetekst	color: grey-light #909090
blue, underlined	Lenketekst	color: blue #3D73BF

Tilleggsfont: Georgia – til input som brukeren fyller inn, for å skille dette tydeligere fra den statistiske informasjonen.